

This quick guide will provide you with the information to access **Amerant TreasuryConnect**. For your initial registration, you will be required to use your computer and a mobile device simultaneously. We have sent two separate emails with your Sign In credentials to the email you provided at enrollment.

Getting Ready

Download Entrust IdentityGuard App

The Entrust IdentityGuard Soft Token will replace your current Security Token.

Visit your mobile App store and download the **Entrust IdentityGuard App**



STEP 1

Access Amerant TreasuryConnect

Visit <https://treasuryconnect.amerantbank.com/ui>

1.a Enter **Company ID**

1.b Enter **User ID**

1.c Enter **Temporary Password** and click **Sign in**.

1.d To activate your Soft Token for the first time, click on this link.

1.e Keep the **Serial Number** and **Activation Code** displayed on your computer screen, these will be needed in **Step 2.c**

Important Information:

The **Serial Number**, **Activation Code**, and **Registration Code** shown here are used as visual references only.

STEP 2

Activate Your Soft Token

Access the Entrust IdentityGuard App on your mobile device.

2.a select **Add New Identity**.

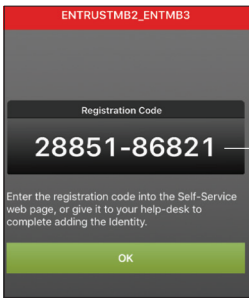
2.b Enter **Amerant Bank** in the **Name** field.

2.c Once you've entered both the **Serial Number** and **Activation Code** obtained in 1.e, select **Save**.

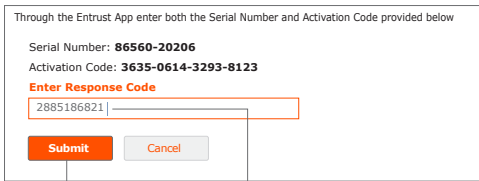
Important Information:

The **Serial Number**, **Activation Code**, and **Registration Code** shown here are used as visual references only.

Continued >



2.d A **Registration Code** will be provided.
Do not select **OK** until you've entered the **Registration Code** as instructed in **Step 2.e** below.




2.e Enter the **Registration Code** numbers only excluding the dash (-) in the **Enter Response Code** field in Amerant TreasuryConnect, and select **Submit**.

CONGRATULATIONS!

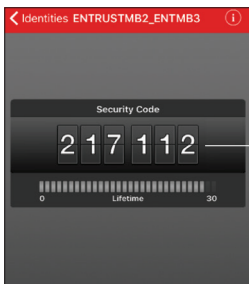
You have successfully registered your Mobile Device.

STEP 3

Authenticating for the First Time

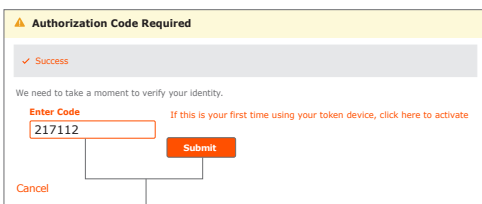


3.a Select **Default**.



3.b The Entrust IdentityGuard App will generate a **Security Code** that you will use to enter in the Amerant TreasuryConnect.

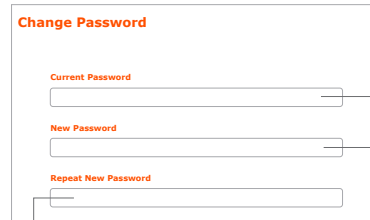
Important Information:
The **Security Code** shown here is used as a visual reference only.



3.c Enter **Security Code** number in the **Enter Code** field in Amerant TreasuryConnect and select **Submit**.

STEP 4

Change Password



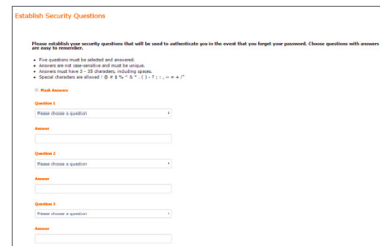
4.a Enter **Temporary Password** used to access Amerant TreasuryConnect.

4.b Create a new password following the requirements detailed on your computer screen, and enter it in the **New Password** field.

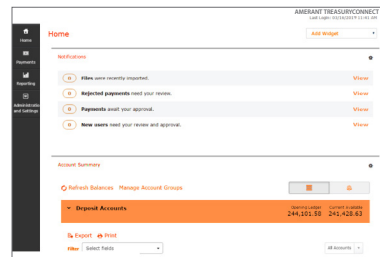
4.c Re-enter your new password in the **Repeat New Password** field, and select **Change Password**.

STEP 5

Establish Security Questions



Select your Security Questions and click **Save**, to access the Home page.



You are now in the Amerant TreasuryConnect - Home page.

You have completed your registration to Amerant TreasuryConnect.



For Assistance

Please contact our Online and Mobile Banking Support Call Center:

Toll free: 1-866-806-8125
Toll free from Venezuela:
0-800-100-5469 Local: 305-629-1260
Hours: Monday - Friday: 7:00 am - 8:00 pm, EST
Saturday: 8:00 am - 5:00 pm, EST

Member
FDIC

amerantbank.com

